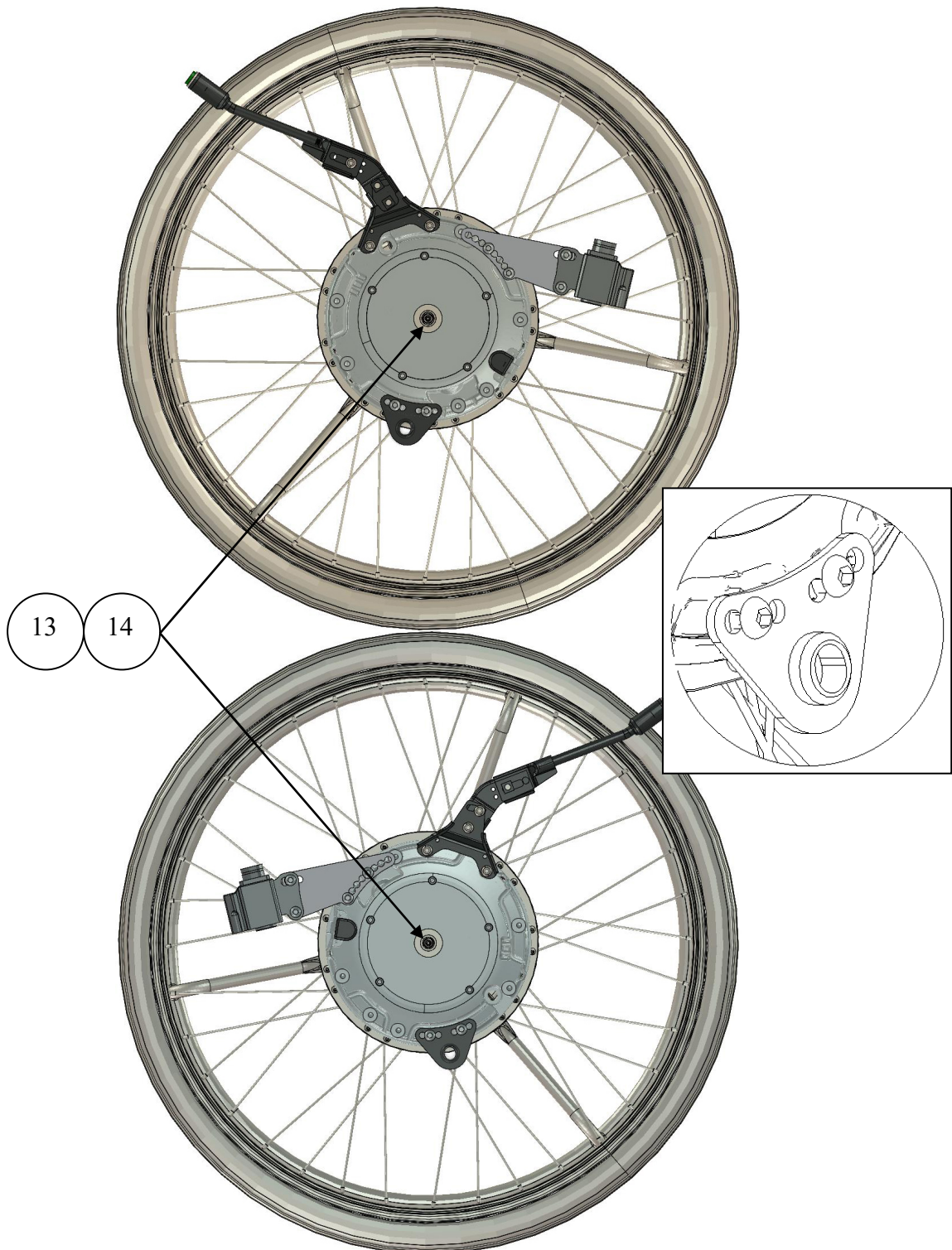


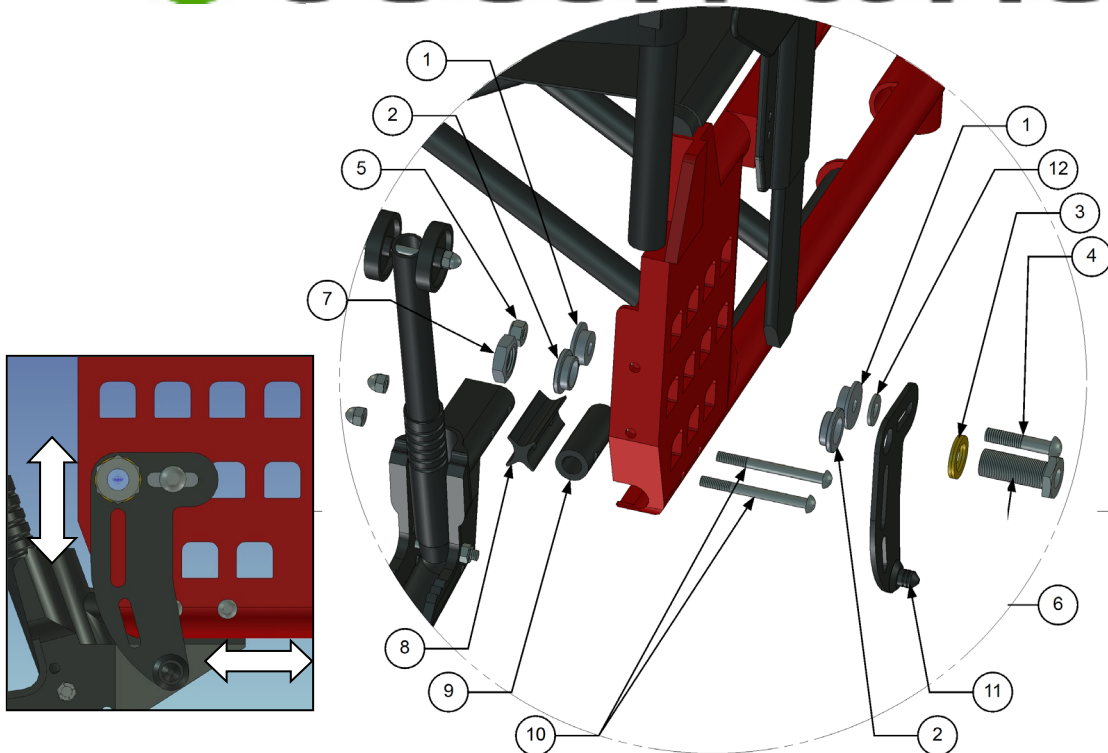


**Assembly instructions for Etac Cross, Cross XL, Twin  
MEM6001 and MEM6002**

1. Remove wheels and brakes.



2. Check the correct placement for the eMove, and that the spacer with Part Number: XOE-25383-00 and axle Ø12 x 51 with Part Number: XOE-2530E-B0 is mounted.



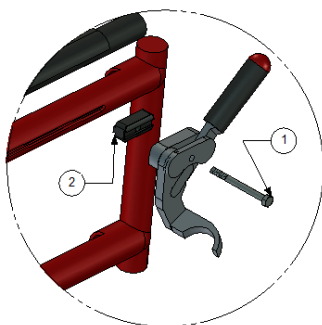
3. Assembly the plate and anti-tip devices (right side) according to picture. Different placement for the bracket is possible.

Parts for right side mounting:

Item No.	Part Number	Qty	Description
1	280008	2	Spacer
2	BR1100-03	2	Spacer
3	405239	1	Nordlock Washer
4	XSM8X40	1	Screw M8 x 40
5	XSM8ML	1	Locknut M8
6	HW063	1	Hubsleeve
7	XSM16M	1	Nut M16
8	80745	1	Spacer profile
9	80745-1	1	Tube
10	XSM6X45/XSM6X65	2	Screw M6 x 45/65
11	XOE-22294-B0	1	Right Bracket
12	XSM8BR	1	Plain Washer M8
13	XOE-25383-00	1	Spacer
14	93440-120520	1	Circlip

**Note!** If you only order the mounting set, the axle, axle spacer and the circlip **are not included**, for replacement see the service manual.

4. Now you can assemble the backrest battery bag.



Item No.	Part Number	Qty	Description
1	X6SM6X65	1	Bolt M6 x 65
2	50393	1	Spacer